

বাজেট প্রকাশন নং ৯  
Budget Publication No. 9



পশ্চিমবঙ্গ সরকার  
Government of West Bengal

এক নজরে বাজেট  
BUDGET AT A GLANCE  
2021 - 2022

July, 2021

অর্থ বিভাগ  
Finance Department

This Budget Publication : “Budget at a Glance” presents a broad overview of the Budget of West Bengal for the year 2021-2022. It provides important figures, an analysis of the receipts and expenditure, sectoral composition of the expenditure, etc.

The document also provides an insight into the macro-economic scenario of the State with the support of statistical tables and graphs etc.



## Contents

	<b>Statement</b>		<b>Page No.</b>
<b>A.</b>	<b>Statement – I</b>		
	Budget at a Glance (Receipt) ... ..		01
	Budget at a Glance (Expenditure) ... ..		02
	Graphical Representation ... ..		03-04
<b>B.</b>	<b>Statement – II</b>		
	Details of Revenue Receipt ... ..		05
	Graphical Representation ... ..		06-07
<b>C.</b>	<b>Statement – III</b>		
	Details of Capital Receipt ... ..		08
<b>D.</b>	<b>Statement – IV</b>		
	Details of Revenue Expenditure ... ..		09
	Graphical Representation ... ..		10-12
<b>E.</b>	<b>Statement – V</b>		
	Details of Capital Expenditure ... ..		13
	Graphical Representation ... ..		14-16
<b>F.</b>	<b>Statement – VI</b>		
	Outlays for Sector/Heads of Development ... ..		17
	Graphical Representation ... ..		18
<b>G.</b>	<b>Statement – VII</b>		
	Details of Provisions under State Development Schemes (including Central Assistance) and Central Sector Schemes ...		19
<b>H.</b>	<b>Statement – VIII</b>		
	Outlays for State Development Schemes/State Development Schemes (Central Assistance)/Central Sector Scheme by Sectors/Heads of Development ... ..		20
<b>I.</b>	<b>Statement – IX</b>		
	Resources Transferred to State by the Union Government ...		21
<b>J.</b>	<b>Statement – X</b>		
	Statement of Gross Expenditure and Net Amount of Expenditure ... During 2021-2022		22-23
<b>K.</b>	<b>Statement – XI</b>		
	Department wise Budget Estimate 2021-2022 (NET) ... ..		24-25
<b>L.</b>	<b>Statement – XII</b>		
	Key Indicators ... ..		26





## Statement - I

### Budget at a Glance (Receipt)

(Rupees in Crore)

	2019-2020 Actuals	2020-2021 Budget	2020-2021 Revised	2021-2022 Budget
<b>REVENUE RECEIPTS</b>				
State Tax Revenue	60,669.37	70,807.00	59,886.59	75,415.74
Non Tax Revenue	3,212.90	4,266.00	2,466.31	4,611.73
State Share of Union Taxes and Duties	48,048.40	65,835.00	44,737.01	50,070.29
Grants-in-aid from Central Govt.	30,983.54	38,490.00	38,881.09	56,583.50
<b>Total</b>	<b>1,42,914.21</b>	<b>1,79,398.00</b>	<b>1,45,970.99</b>	<b>1,86,681.26</b>
Additional Resources Mobilization Under Tax Revenue	...	...	...	...
<b>Total-Revenue Receipt</b>	<b>1,42,914.21</b>	<b>1,79,398.00</b>	<b>1,45,970.99</b>	<b>1,86,681.26</b>
<b>CAPITAL RECEIPTS</b>				
Loan Recoveries	66.67	507.00	165.61	139.32
Market Loans	56,992.00	48,734.00	56,000.00	73,603.00
Miscellaneous Capital Receipts	...	...	...	...
Loans & Advances from Central Government	2,017.05	2,924.00	6,176.00	10,067.40
Loans from Other Sources	829.83	1,807.00	1,502.52	2,002.52
Other Receipts	1,530.76	-3,699.00	7,016.02	6,229.69
<b>Total-Capital Receipts</b>	<b>61,436.31</b>	<b>50,273.00</b>	<b>70,860.15</b>	<b>92,041.93</b>
<b>Total-Receipts</b>	<b>2,04,350.52</b>	<b>2,29,671.00</b>	<b>2,16,831.14</b>	<b>2,78,723.19</b>

Exclusive of Ways and Means Advances from Reserve Bank of India

Budget at a Glance

## Statement - I

### Budget at a Glance (Expenditure)

(Rupees in Crore)

	2019-2020 Actuals	2020-2021 Budget	2020-2021 Revised	2021-2022 Budget
<b>REVENUE EXPENDITURE</b>				
General Services	61,931.31	68,740.00	67,435.56	69,315.80
Social Services	73,089.34	76,204.00	82,526.01	1,07,494.74
Economic Services	27,104.74	33,908.00	29,844.49	36,096.54
Other Expenditure	449.73	546.00	509.96	529.43
<b>Total</b>	<b>1,62,575.12</b>	<b>1,79,398.00</b>	<b>1,80,316.01</b>	<b>2,13,436.51</b>
Expenditure for Additional Outlay	...	...	...	...
<b>Total-Revenue Expenditure</b>	<b>1,62,575.12</b>	<b>1,79,398.00</b>	<b>1,80,316.01</b>	<b>2,13,436.51</b>
Revenue Surplus / Deficit	<b>-19,660.91</b>	...	<b>-34,345.02</b>	<b>-26,755.25</b>
<b>CAPITAL EXPENDITURE</b>				
General Services	748.10	1,427.00	537.17	1,500.48
Social Services	5,439.16	11,489.00	5,479.47	12,818.13
Economic Services	9,783.25	18,131.00	8,501.46	18,455.59
Loans and Advances	1,266.31	943.00	3,652.49	1,473.83
Repayment of Loans to Central Govt. and Others	24,553.22	18,289.00	18,327.46	31,042.65
<b>Total</b>	<b>41,790.04</b>	<b>50,279.00</b>	<b>36,498.05</b>	<b>65,290.68</b>
Expenditure for New Programme / Additional Outlay	...	...	...	...
<b>Total Capital Expenditure</b>	<b>41,790.04</b>	<b>50,279.00</b>	<b>36,498.05</b>	<b>65,290.68</b>
<b>Total Expenditure</b>	<b>2,04,365.16</b>	<b>2,29,677.00</b>	<b>2,16,814.06</b>	<b>2,78,727.19</b>
Overall Surplus/Deficit excluding Opening Balance	-14.64	-6.00	17.08	-4.00

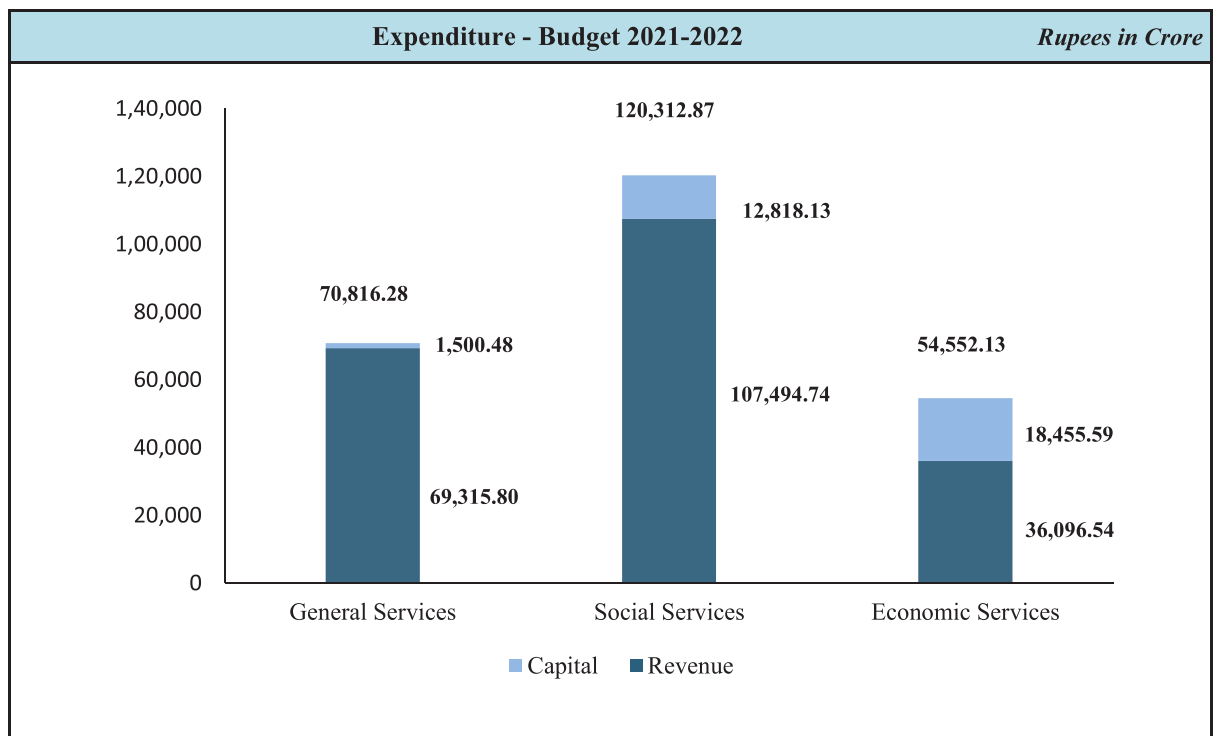
Exclusive of Ways and Means Advances from Reserve Bank of India

Budget at a Glance

## Statement - I

### Budget Expenditure at a Glance

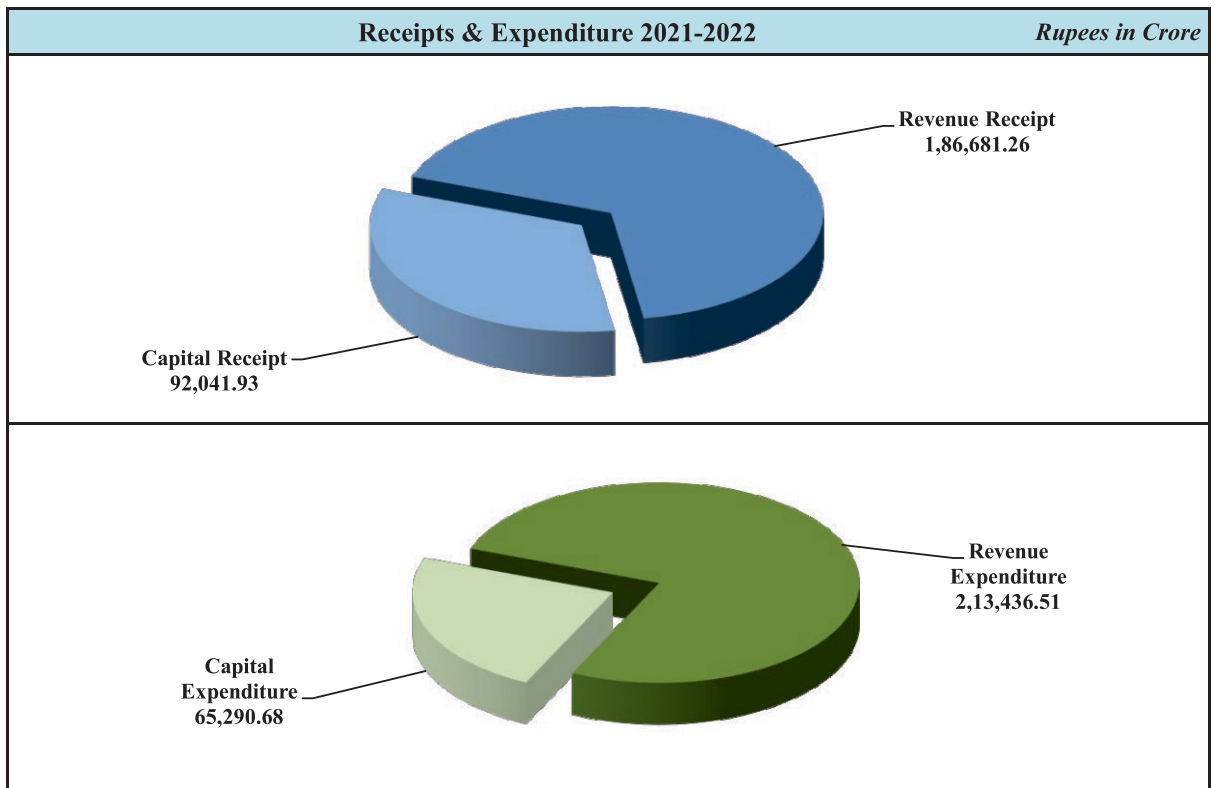
	Revenue	Capital	Budget 2021-2022
General Services	69,315.80	1,500.48	70,816.28
Social Services	1,07,494.74	12,818.13	1,20,312.87
Economic Services	36,096.54	18,455.59	54,552.13



## Statement - I

### Budget Receipt & Expenditure at a Glance

<b>TABLE -2</b>		<i>Rupees in Crore</i>
<b>Receipt</b>		<b>Budget 2021-2022</b>
Revenue Receipt		1,86,681.26
Capital Receipt		92,041.93
	<b>Total</b>	<b>2,78,723.19</b>
<b>Expenditure</b>		<b>Budget 2021-2022</b>
Revenue Expenditure		2,13,436.51
Capital Expenditure		65,290.68
	<b>Total</b>	<b>2,78,727.19</b>



## Statement - II

### Details of Revenue Receipt

(Rupees in Crore)

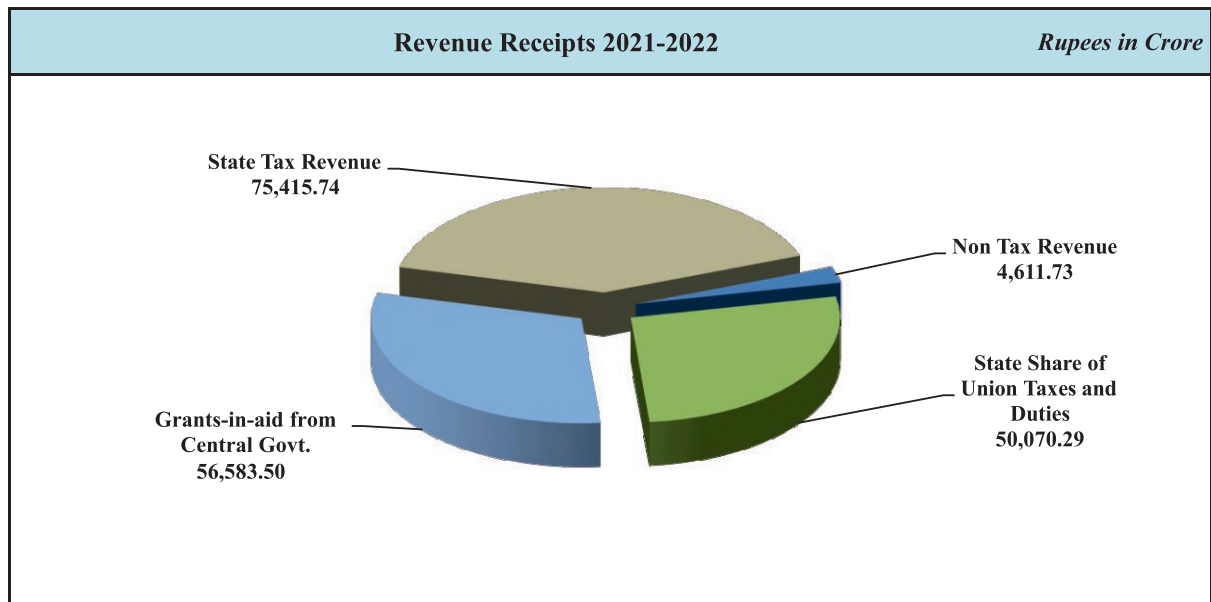
	2019-2020 Actuals	2020-2021 Budget	2020-2021 Revised	2021-2022 Budget
<b>A. State Tax Revenue</b>				
State Goods and Services Tax (SGST)	27,307.52	33,153.14	25,014.07	32,981.98
Taxes on Agricultural Income	0.65	0.50	0.30	0.30
Other Taxes on Income and Expenditure	588.72	646.61	641.00	706.20
Land Revenue	2,728.08	3,138.83	2,782.38	3,200.00
Stamps and Registration Fees	6,025.79	6,872.07	6,200.00	7,245.67
Taxes on immovable property other than Agricultural Land	...	...	...	...
State Excise	11,232.29	12,731.56	11,458.40	16,100.00
Sales Tax	7,161.17	7,537.94	8,200.00	8,600.00
Taxes on Vehicles	2,600.81	2,825.54	2,260.43	2,900.00
Taxes on Goods and Passengers	34.15	300.00	150.00	50.00
Taxes and Duties on Electricity	2,421.42	2,993.65	2,694.29	2,963.71
Other Taxes and Duties on Commodities and Services	568.78	607.16	485.72	667.88
Total A. State Tax Revenue	60,669.37	70,807.00	59,886.59	75,415.74
<b>B. Non Tax Revenue</b>				
Interest Receipts	320.95	940.14	429.18	378.89
Dividends and Profits	81.97	55.36	87.71	96.48
Other Non-Tax Revenue	2,809.98	3,270.50	1,949.42	4,136.36
Total B. Non Tax Revenue	3,212.90	4,266.00	2,466.31	4,611.73
<b>C. State's Share of Union Taxes and Duties</b>				
Central Goods and Services Tax (CGST)	13,634.80	17,751.44	13,281.52	16,178.05
Integrated Goods and Services Tax (IGST - CGST Part)	...	...	...	...
Corporation Tax	16,382.53	22,513.84	13,507.79	14,567.82
Taxes on Income other than Corporation Tax	12,836.82	17,210.13	13,849.46	14,803.65
Other Taxes on Income and Expenditure	...	...	...	...
Taxes on Wealth	0.72	...	...	-0.63
Customs	3,045.60	4,756.36	2,368.10	3,025.45
Union Excise Duties	2,117.50	3,603.23	1,502.44	1,465.11
Service Tax	...	...	195.06	30.84
Other Taxes and Duties on Commodities and Services	30.43	...	32.64	...
Total C. State's Share of Union Taxes and Duties	48,048.40	65,835.00	44,737.01	50,070.29
<b>D. Grants-in aid Central Government</b>	30,983.54	38,490.00	38,881.09	56,583.50
<b>Total Revenue Receipt</b>	<b>1,42,914.21</b>	<b>1,79,398.00</b>	<b>1,45,971.00</b>	<b>1,86,681.26</b>

Budget at a Glance

## Statement - II

### Budget Revenue Receipt

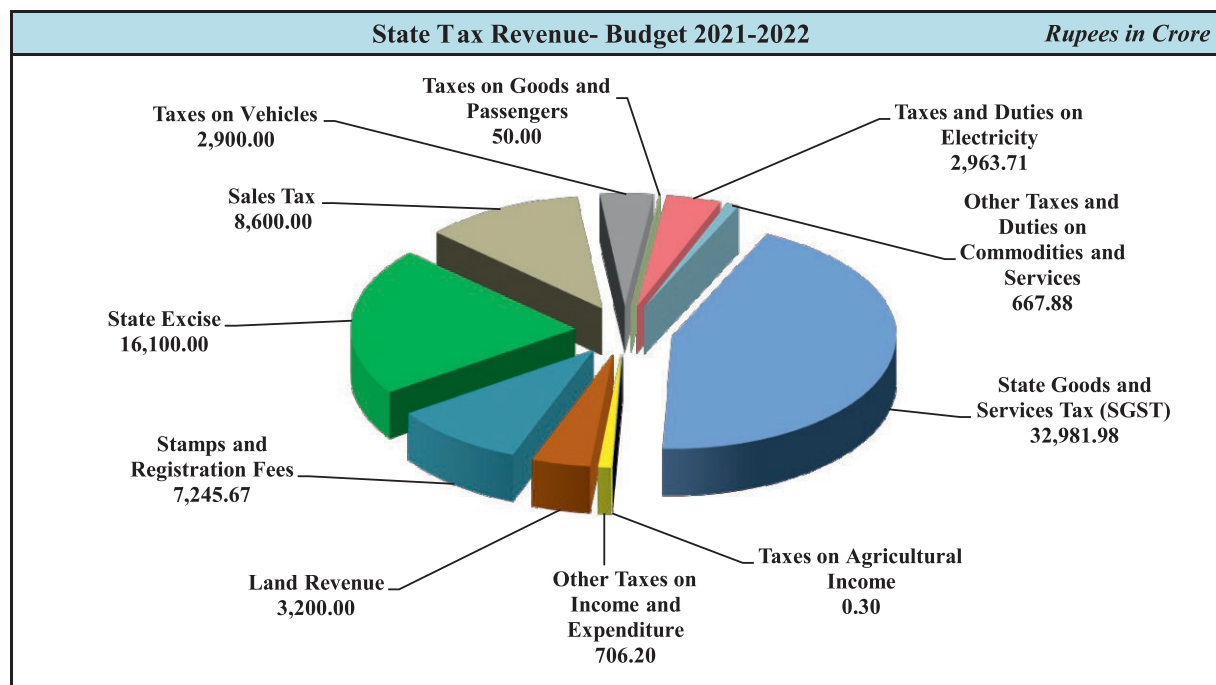
<b>TABLE - 3</b>	<i>Rupees in Crore</i>
<b>Revenue Receipts</b>	<b>Budget 2021-2022</b>
State Tax Revenue	75,415.74
Non Tax Revenue	4,611.73
State Share of Union Taxes and Duties	50,070.29
Grants-in-aid from Central Govt.	56,583.50
<b>Total</b>	<b>1,86,681.26</b>



## Statement - II

### Budget Details of State Tax Revenue

TABLE - 4	<i>Rupees in Crore</i>
State Tax Revenue	Budget 2021-2022
State Goods and Services Tax (SGST)	32,981.98
Taxes on Agricultural Income	0.30
Other Taxes on Income and Expenditure	706.20
Land Revenue	3,200.00
Stamps and Registration Fees	7,245.67
State Excise	16,100.00
Sales Tax	8,600.00
Taxes on Vehicles	2,900.00
Taxes on Goods and Passengers	50.00
Taxes and Duties on Electricity	2,963.71
Other Taxes and Duties on Commodities and Services	667.88
<b>Total</b>	<b>75,415.74</b>





**Statement - III****Details of Capital Receipt***(Rupees in Crore)*

	2019-2020 Actuals	2020-2021 Budget	2020-2021 Revised	2021-2022 Budget
<b>1. Market Loans</b>	56,992.00	48,734.00	56,000.00	73,603.00
<b>2. Miscellaneous Capital Receipts</b>	...	...	...	...
<b>3. Loans from Central Government</b>	2,017.05	2,924.00	6,176.00	10,067.40
<b>4. Loans from Other Sources</b>	829.83	1,807.00	1,502.52	2,002.52
<b>5. Recovery of Loans and Advances</b>	66.67	507.00	165.61	139.32
<b>6. Other Receipts</b>				
i. Provident Funds and Insurance Funds (Net)	4,195.46	4,109.83	5,274.38	5,601.01
ii. Other Deposit and Advances (Net)	-2,664.69	-7,808.83	1,741.63	628.68
<b>Total-6. Other Receipts</b>	1,530.77	-3,699.00	7,016.01	6,229.69
<b>Total Capital Receipt</b>	<b>61,436.32</b>	<b>50,273.00</b>	<b>70,860.14</b>	<b>92,041.93</b>

## Statement - IV

### Details of Revenue Expenditure

(Rupees in Crore)

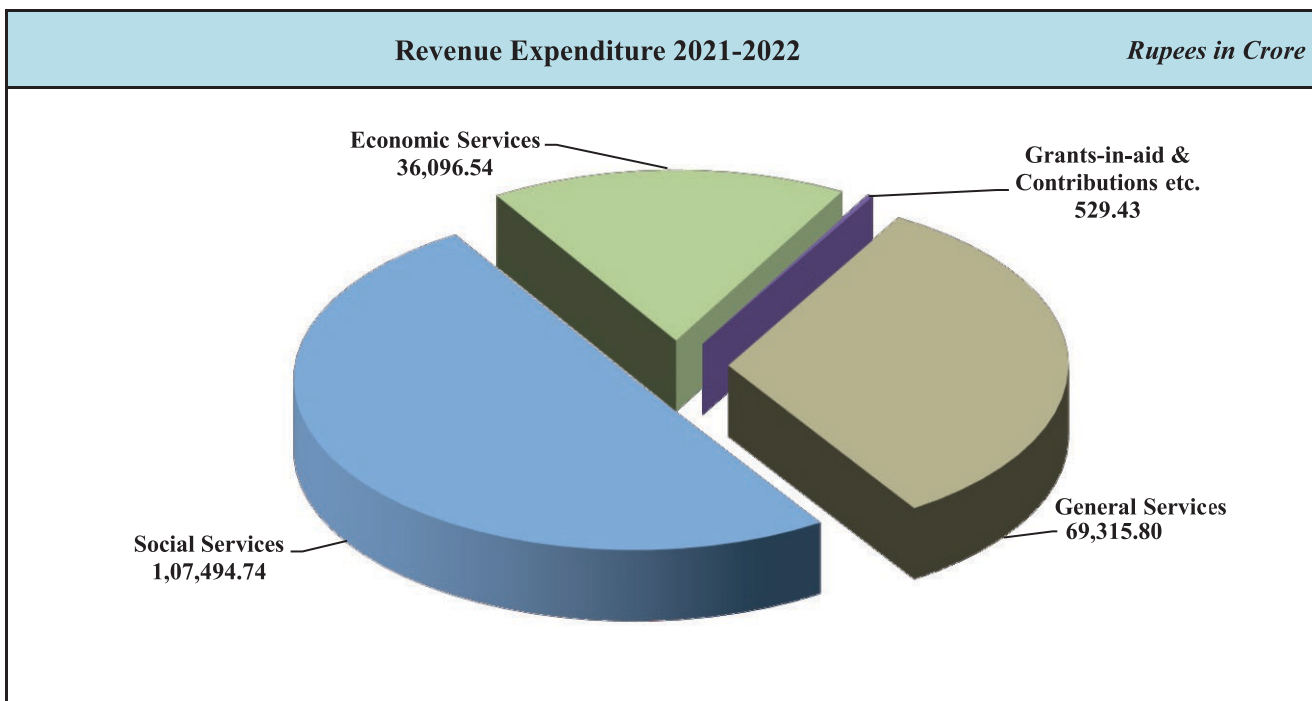
	2019-2020 Actuals	2020-2021 Budget	2020-2021 Revised	2021-2022 Budget
<b>1. General Services</b>				
Organs of State	1,081.45	1,386.93	1,419.32	1,633.80
Fiscal Services	1,216.24	1,544.02	1,382.56	1,507.62
Interest payment and servicing of Debt	31,667.72	32,958.34	33,743.27	32,857.82
Administrative Services	9,445.66	10,626.48	11,124.76	11,820.88
Pensions and Miscellaneous General Services	18,520.24	22,224.23	19,765.66	21,495.69
<b>Total 1. General Services</b>	<b>61,931.31</b>	<b>68,740.00</b>	<b>67,435.56</b>	<b>69,315.80</b>
<b>2. Social Services</b>	<b>73,089.34</b>	<b>76,204.00</b>	<b>82,526.01</b>	<b>1,07,494.74</b>
<b>3. Economic Services</b>				
Agriculture and Allied Activities	4,585.71	8,983.12	4,285.68	11,540.28
Rural Development & Special Areas Programme	17,958.79	19,658.06	20,363.95	18,843.67
Irrigation & Flood Control	1,142.67	1,420.10	1,154.45	1,343.13
Energy	1,036.52	665.02	1,241.00	876.72
Industry & Minerals	263.68	1,011.69	399.24	1,027.40
Transport	1,760.07	1,379.54	2,001.05	1,685.97
Science, Technology and Environment	47.10	136.09	43.87	141.69
General Economic Services	310.20	654.38	355.24	637.68
<b>Total 3. Economic Services</b>	<b>27,104.74</b>	<b>33,908.00</b>	<b>29,844.49</b>	<b>36,096.54</b>
<b>4. Grants-in-aid and Contributions etc.</b>				
Compensation & Assignments to Local Bodies & Panchayati Raj Institutions	449.73	546.00	509.96	529.43
<b>Total Revenue Expenditure</b>	<b>1,62,575.12</b>	<b>1,79,398.00</b>	<b>1,80,316.01</b>	<b>2,13,436.51</b>

Budget at a Glance

## Statement - IV

### Budget Details of Revenue Expenditure

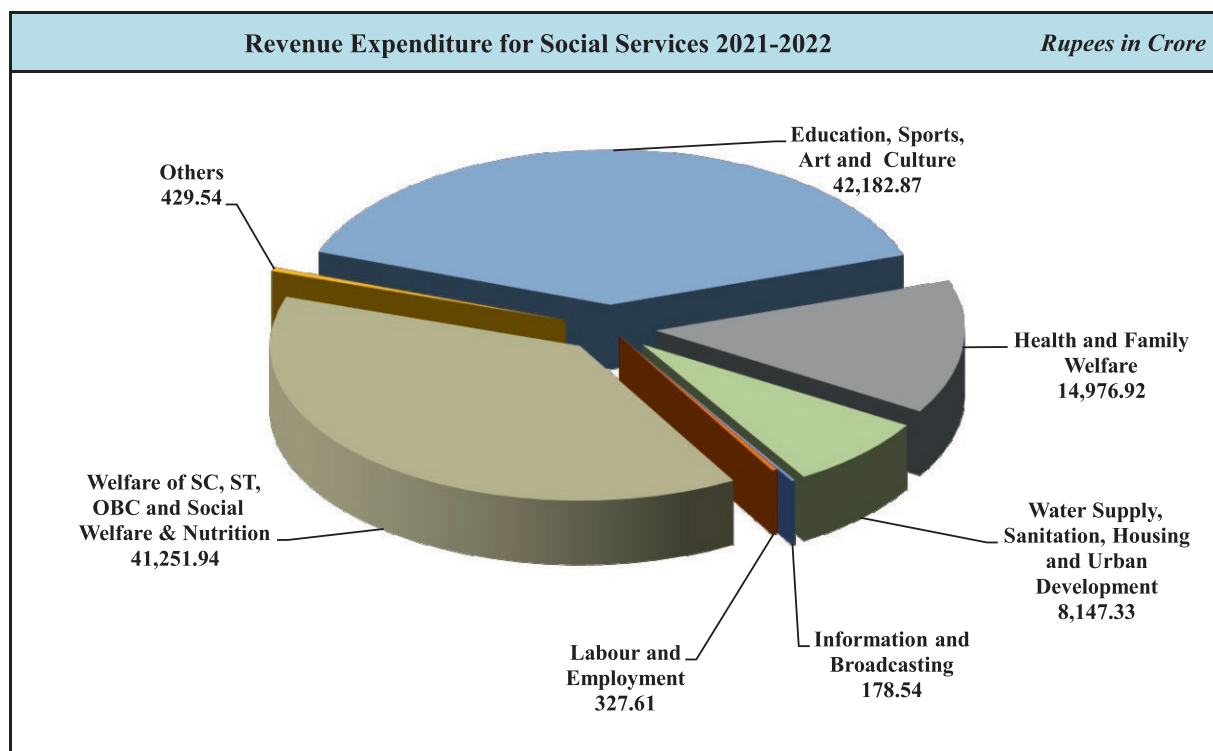
Revenue Expenditure	Budget 2021-2022
General Services	69,315.80
Social Services	1,07,494.74
Economic Services	36,096.54
Grants-in-aid & Contributions etc.	529.43
<b>Total</b>	<b>2,13,436.51</b>



## Statement - IV

### Budget Details of Revenue Expenditure for Social Services

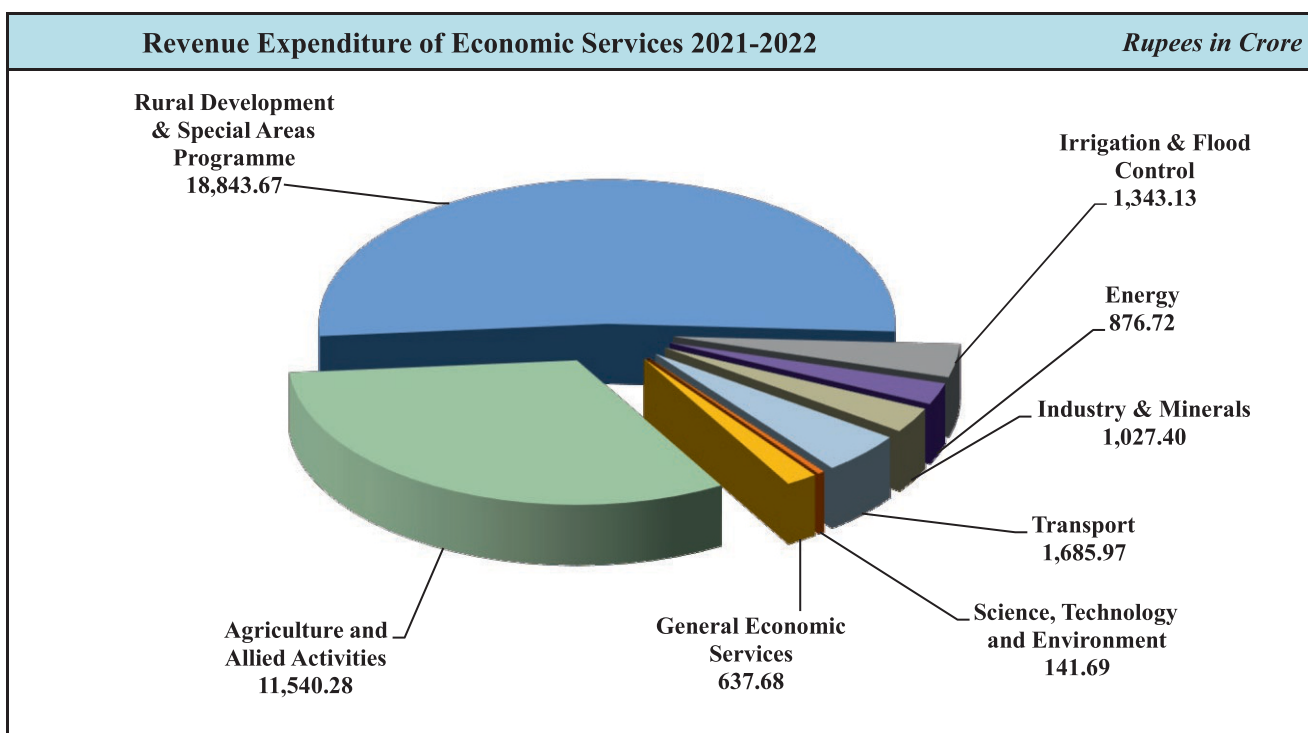
<b>TABLE - 6</b>		<i>Rupees in Crore</i>
<b>Revenue Expenditure for Social Services</b>		<b>Budget 2021-2022</b>
Education, Sports, Art and Culture		42,182.87
Health and Family Welfare		14,976.92
Water Supply, Sanitation, Housing and Urban Development		8,147.33
Information and Broadcasting		178.54
Labour and Employment		327.61
Welfare of SC, ST, OBC and Social Welfare & Nutrition		41,251.94
Others		429.54
<b>Total</b>		<b>1,07,494.75</b>



## Statement - IV

### Budget Details of Revenue Expenditure for Economic Services

TABLE - 7		<i>Rupees in Crore</i>
Revenue Expenditure of Economic Services		Budget 2021-2022
Agriculture and Allied Activities		11,540.28
Rural Development & Special Areas Programme		18,843.67
Irrigation & Flood Control		1,343.13
Energy		876.72
Industry & Minerals		1,027.40
Transport		1,685.97
Science, Technology and Environment		141.69
General Economic Services		637.68
<b>Total</b>		<b>36,096.54</b>



## Statement - V

### Details of Capital Expenditure

(Rupees in Crore)

	2019-2020 Actuals	2020-2021 Budget	2020-2021 Revised	2021-2022 Budget
<b>1. General Services</b>	748.10	1,427.00	537.17	1,500.48
<b>2. Social Services</b>	5,439.16	11,489.00	5,479.47	12,818.13
<b>3. Economic Services</b>				
Agriculture and Allied Activities	567.85	1,665.22	585.51	1,395.66
Rural Development & Special Areas Programme	1,330.57	5,161.40	2,334.57	4,785.86
Irrigation & Flood Control	1,717.52	3,387.76	1,325.05	3,731.57
Energy	1,549.99	1,832.00	797.38	1,739.11
Industries & Minerals	235.62	1,174.44	245.30	1,320.70
Transport	4,321.13	4,702.39	3,022.04	5,191.69
General Economic Services	60.57	207.79	191.61	291.00
Total 3. Economic Services	9,783.25	18,131.00	8,501.46	18,455.59
<b>4. Loans and Advances</b>				
Loans for Social Services	454.70	467.95	2,507.78	981.32
Loans for Agriculture and Allied activities	8.27	11.35	423.22	11.35
Loans for Rural Development & Special Areas Programmes	...	...	400.00	...
Loans for Irrigation & Flood Control	...	...	...	...
Energy	500.00	23.00	...	...
Loans for Industry and Minerals	102.52	127.63	135.16	151.18
Loans for Transport	181.45	244.29	163.55	266.20
Loans for General Economic Services	13.00	55.00	17.00	58.00
Other Loans	2.37	3.78	3.78	3.78
Total 4. Loans and Advances	1,266.31	943.00	3,652.49	1,473.83
<b>5. Public Debt.</b>				
Market Loan	16,109.77	9,500.00	9,500.00	22,190.60
Loans and Advances from the Central Government	1,131.06	1,060.17	1,137.48	1,147.66
Loans from Other Sources	7,312.39	7,728.83	7,689.98	7,704.39
Total 5. Public Debt.	24,553.22	18,289.00	18,327.46	31,042.65
<b>Total Capital Expenditure</b>	<b>41,790.04</b>	<b>50,279.00</b>	<b>36,498.04</b>	<b>65,290.68</b>

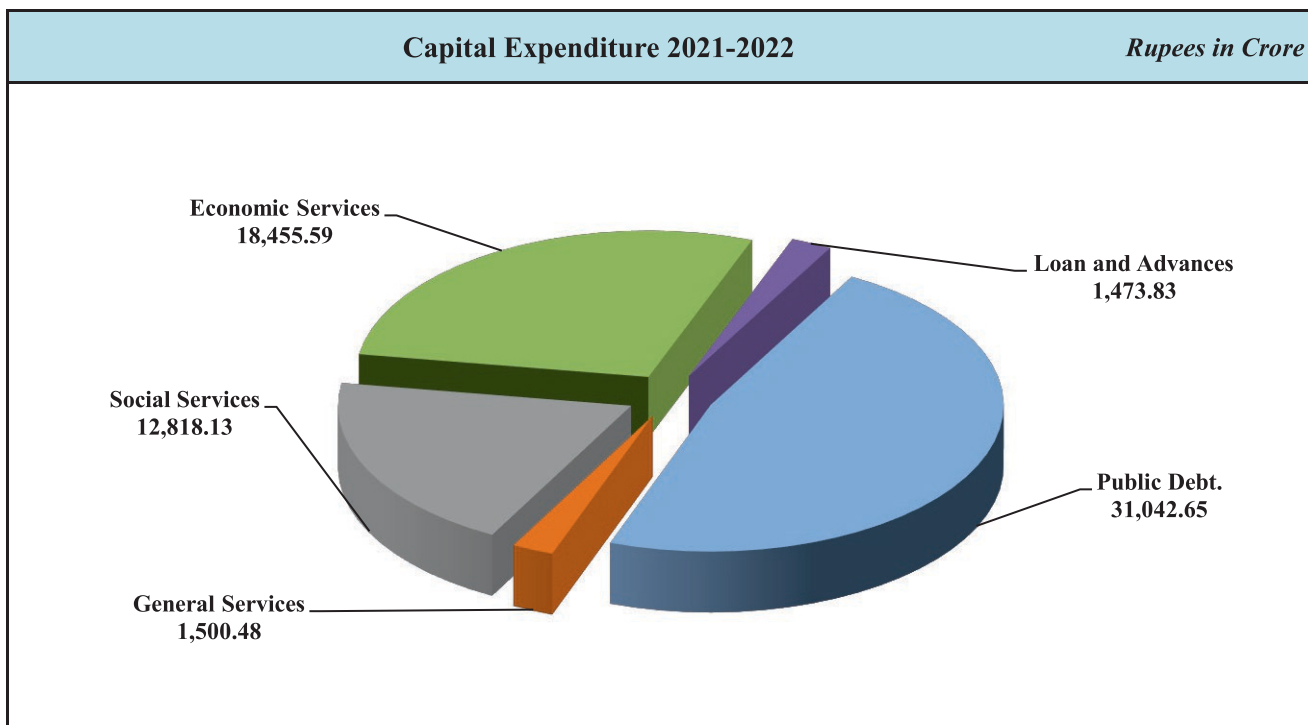
Exclusive of Ways and Means Advances from Reserve Bank of India

Budget at a Glance

## Statement - V

### Budget Details of Capital Expenditure

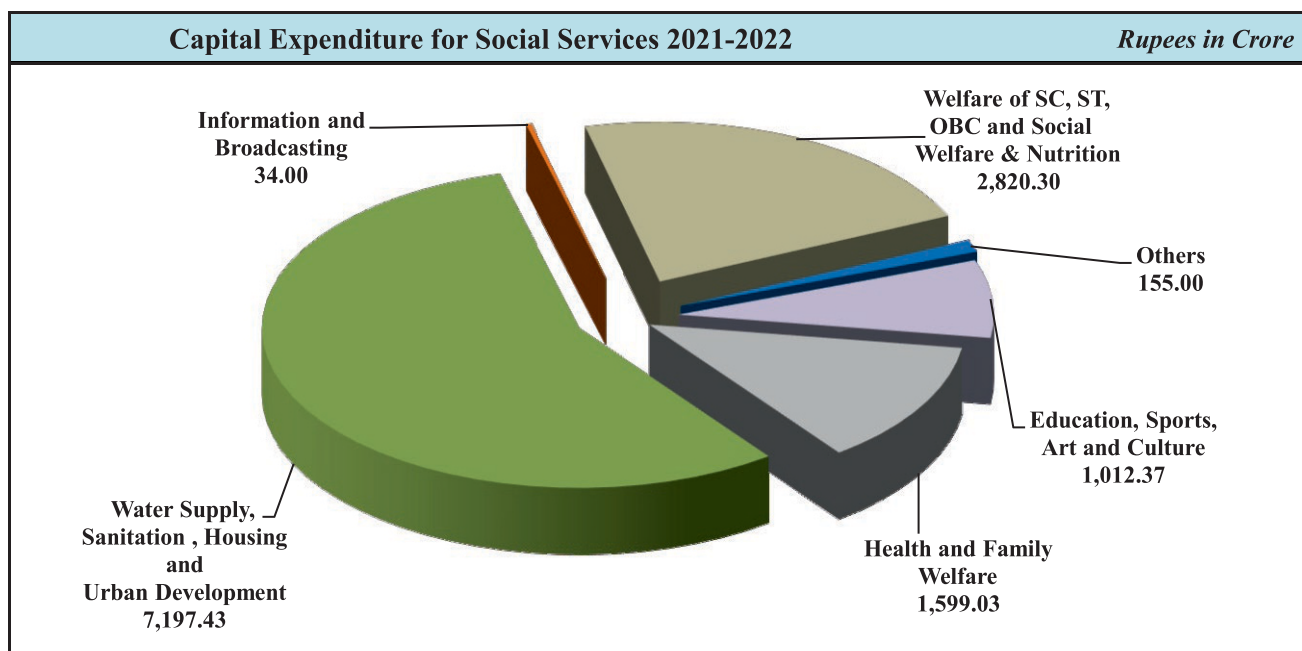
<b>TABLE - 8</b>		<i>Rupees in Crore</i>
<b>Capital Expenditure</b>		<b>Budget 2021-2022</b>
General Services		1,500.48
Social Services		12,818.13
Economic Services		18,455.59
Loans and Advances		1,473.83
Public Debt		31,042.65
<b>Total</b>		<b>65,290.68</b>



## Statement - V

### Budget Details of Capital Expenditure for Social Services

<b>TABLE - 9</b>	<i>Rupees in Crore</i>
<b>Capital Expenditure for Social Services</b>	<b>Budget 2021-2022</b>
Education, Sports, Art and Culture	1,012.37
Health and Family Welfare	1,599.03
Water Supply, Sanitation, Housing and Urban Development	7,197.43
Information and Broadcasting	34.00
Welfare of SC, ST, OBC and Social Welfare & Nutrition	2,820.30
Others	155.00
<b>Total</b>	<b>12,818.13</b>

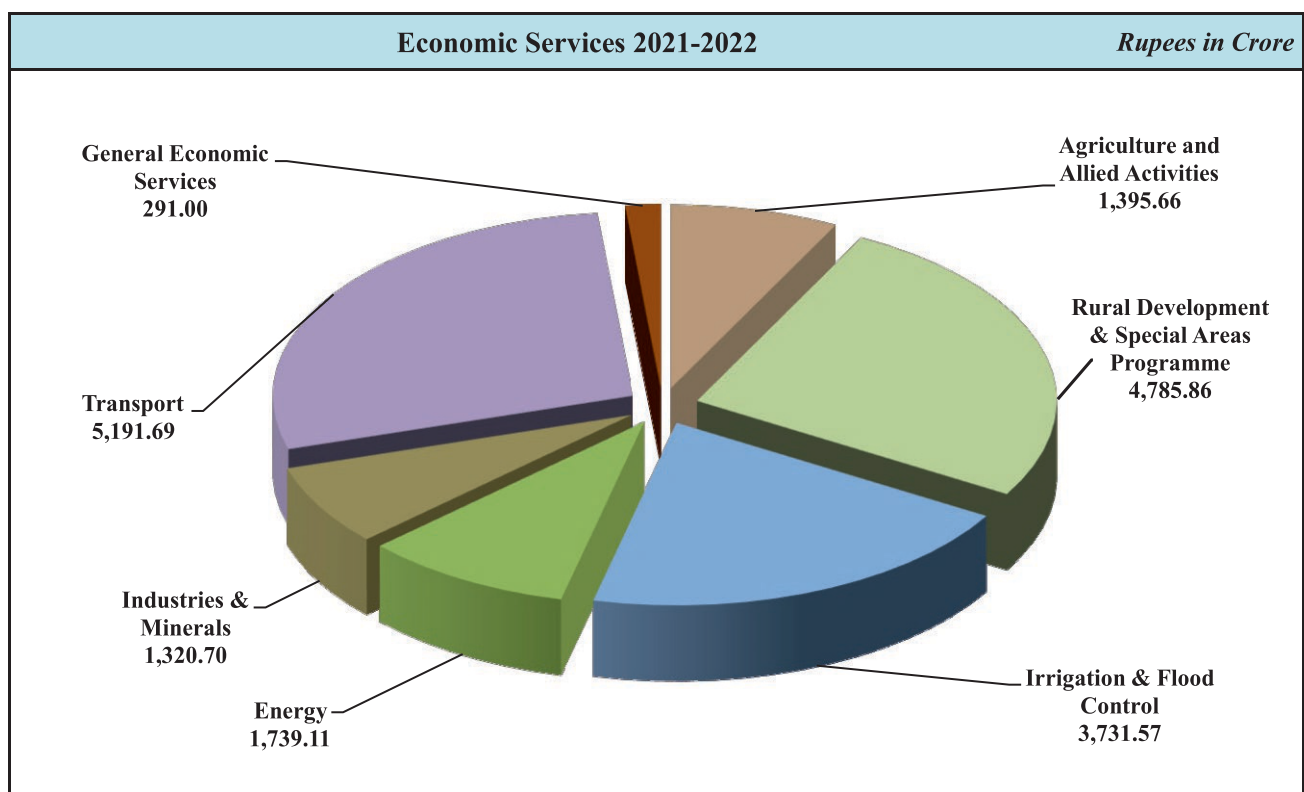




## Statement - V

### Budget Details of Capital Expenditure for Economic Services

<b>TABLE - 10</b>	<i>Rupees in Crore</i>
<b>Economic Services</b>	<b>Budget 2021-2022</b>
Agriculture and Allied Activities	1,395.66
Rural Development & Special Areas Programme	4,785.86
Irrigation & Flood Control	3,731.57
Energy	1,739.11
Industries & Minerals	1,320.70
Transport	5,191.69
General Economic Services	291.00
<b>Total</b>	<b>18,455.59</b>



**Statement - VI****Outlays for Sectors/Heads of Development***(Rupees in Crore)*

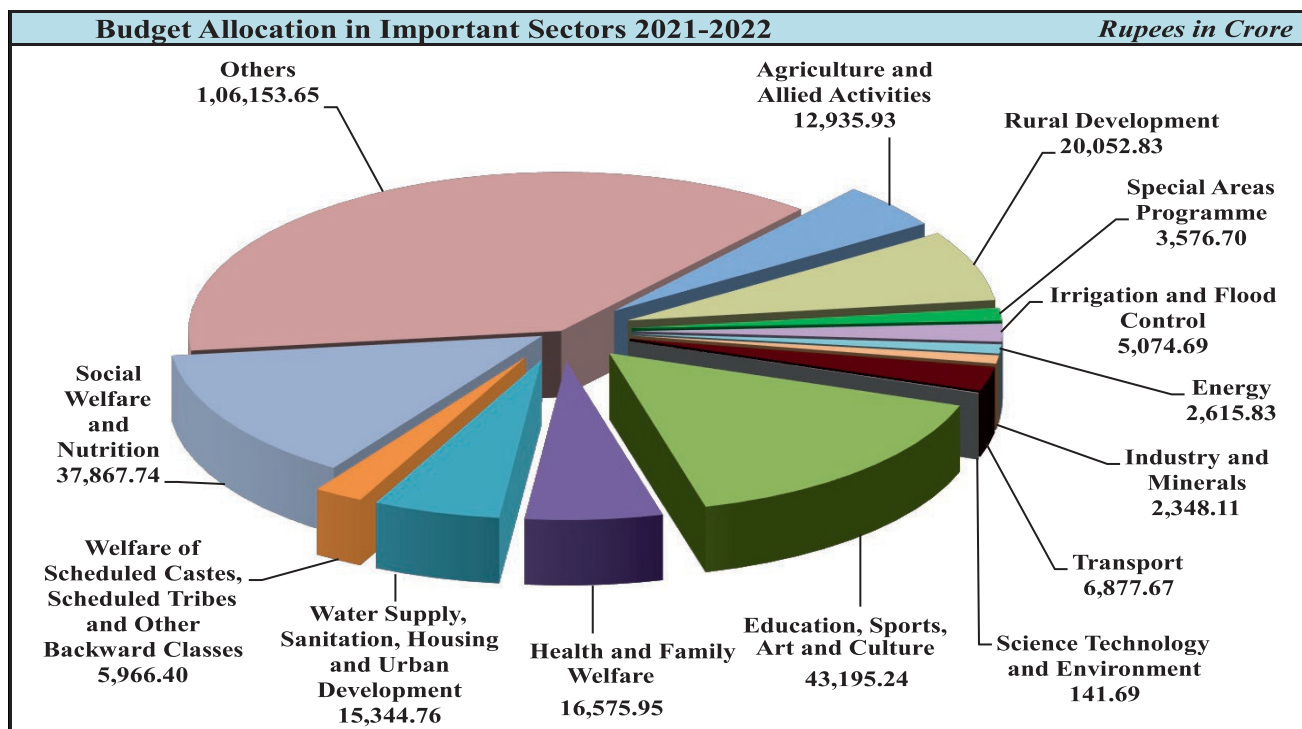
	2019-2020 Actuals	2020-2021 Budget	2020-2021 Revised	2021-2022 Budget
<b>Sectors/Heads</b>				
1.Agriculture and Allied Activities	5,153.56	10,648.34	4,871.18	12,935.93
2.Rural Development	17,095.73	21,370.77	20,794.15	20,052.83
3.Special Areas Programme	2,193.62	3,448.69	1,904.38	3,576.70
4.Irrigation and Flood Control	2,860.19	4,807.86	2,479.51	5,074.69
5.Energy	2,586.50	2,497.02	2,038.38	2,615.83
6.Industry and Minerals	499.31	2,186.13	644.54	2,348.11
7.Transport	6,081.19	6,081.93	5,023.09	6,877.67
8.Science Technology and Environment	47.11	136.11	43.88	141.69
9.Education, Sports, Art and Culture	32,309.29	37,058.54	36,779.24	43,195.24
10.Health and Family Welfare	10,738.80	11,280.21	12,727.28	16,575.95
11.Water Supply, Sanitation, Housing and Urban Development	9,958.89	14,406.41	11,625.20	15,344.76
12.Welfare of Scheduled Castes, Scheduled Tribes and Other Backward Classes	2,026.09	3,941.71	3,822.85	5,966.40
13.Social Welfare and Nutrition	22,685.88	19,743.86	22,098.17	37,867.74
14.Others (including all Loans)	90,129.00	92,069.42	91,962.21	1,06,153.65
<b>Total</b>	<b>2,04,365.16</b>	<b>2,29,677.00</b>	<b>2,16,814.06</b>	<b>2,78,727.19</b>
<i>Revenue</i>	<i>1,62,575.12</i>	<i>1,79,398.00</i>	<i>1,80,316.01</i>	<i>2,13,436.51</i>
<i>Capital</i>	<i>15,970.51</i>	<i>31,047.00</i>	<i>14,518.10</i>	<i>32,774.20</i>
<i>Loan</i>	<i>25,819.53</i>	<i>19,232.00</i>	<i>21,979.95</i>	<i>32,516.48</i>

**Exclusive of Ways and Means Advances from Reserve Bank of India****Budget at a Glance**

## Statement - VI

### Budget Allocation in Important Sectors

<b>TABLE - 11</b>		<i>Rupees in Crore</i>
<b>Budget Allocation in Important Sectors</b>		<b>Budget 2021-2022</b>
Agriculture and Allied Activities		12,935.93
Rural Development		20,052.83
Special Areas Programme		3,576.70
Irrigation and Flood Control		5,074.69
Energy		2,615.83
Industry and Minerals		2,348.11
Transport		6,877.67
Science Technology and Environment		141.69
Education, Sports, Art and Culture		43,195.24
Health and Family Welfare		16,575.95
Water Supply, Sanitation, Housing and Urban Development		15,344.76
Welfare of Scheduled Castes, Scheduled Tribes and Other Backward Classes		5,966.40
Social Welfare and Nutrition		37,867.74
Others		1,06,153.65
<b>Total</b>		<b>2,78,727.19</b>



Budget at a Glance

## Statement - VII

### Details of Provisions under State Development Schemes (including Central Assistance) and Central Sector Schemes

(Rupees in Crore)

Details of Provisions under Different Plans	2019-2020 Actuals	2020-2021 Budget	2020-2021 Revised	2021-2022 Budget
State Development Schemes	47,792.69	60,534.60	51,141.25	91,640.09
State Development Schemes (Central Assistance)	21,767.96	30,209.52	23,920.61	27,144.40
Central Sector Scheme	2,566.27	4,459.62	419.14	4,234.30
<b>Total</b>	<b>72,126.92</b>	<b>95,203.74</b>	<b>75,481.00</b>	<b>1,23,018.79</b>
a. State Development Schemes (including Central Assistance)	69,560.65	90,744.12	75,061.86	1,18,784.48
b. New Programmes / Additional Outlays	...	...	...	...
c. Outlay to be met by Autonomous Bodies in the Power Sector out of their Net Internal Resources	...	...	...	...
<b>Total (a + b + c)</b>	<b>69,560.65</b>	<b>90,744.12</b>	<b>75,061.86</b>	<b>1,18,784.48</b>

## Statement - VIII

### Outlays for State Development Schemes / State Development Schemes (Central Assistance) / Central Sector Scheme by Sectors/Heads of Development

(Rupees in Crore)

	2019-2020 Actuals	2020-2021 Budget	2020-2021 Revised	2021-2022 Budget
<b>State Development Schemes</b>				
1. Agriculture and Allied Activities	2,785.29	7,270.29	2,216.09	9,936.75
2. Rural Development	5,061.22	5,991.98	7,786.92	6,378.53
3. Special Areas Programme	1,386.59	2,406.40	998.86	2,526.14
4. Irrigation and Flood Control	1,504.10	3,341.63	1,284.42	3,670.18
5. Energy	1,507.90	1,895.50	906.58	1,183.23
6. Industry and Minerals	369.87	1,960.15	439.97	2,119.94
7. Transport	4,022.97	4,457.33	2,881.14	4,626.68
8. Science Technology and Environment	46.41	133.00	42.32	139.98
9. Education, Sports, Art and Culture	4,308.59	7,912.56	3,830.63	9,507.17
10. Health and Family Welfare	3,100.99	2,506.88	3,783.44	6,795.59
11. Water Supply, Sanitation, Housing and Urban Development	4,162.72	6,701.69	4,032.54	7,319.94
12. Welfare of Scheduled Castes, Scheduled Tribes and Other Backward Classes	1,514.76	2,283.31	2,300.44	3,813.53
13. Social Welfare and Nutrition	16,058.41	10,851.50	16,396.69	29,824.34
14. Others	1,962.87	2,822.38	4,241.21	3,798.09
<b>* Total State Development Schemes</b>	<b>47,792.69</b>	<b>60,534.60</b>	<b>51,141.25</b>	<b>91,640.09</b>
<b>State Development Schemes (Central Assistance)</b>				
1. Agriculture and Allied Activities	567.96	1,113.26	451.68	664.84
2. Rural Development	10,606.07	13,689.00	11,282.45	11,932.39
3. Special Areas Programme	109.22	240.00	50.80	131.65
4. Irrigation and Flood Control	277.75	394.84	183.36	351.12
5. Energy	...	...	31.80	832.60
6. Industry and Minerals	-0.10	...	...	...
7. Transport	52.47	...	...	250.00
8. Science Technology and Environment	...	...	...	...
9. Education, Sports, Art and Culture	2,725.48	3,777.00	2,718.97	2,981.53
10. Health and Family Welfare	1,745.18	2,031.00	1,962.98	2,085.22
11. Water Supply, Sanitation, Housing and Urban Development	2,184.08	4,296.50	3,869.00	4,267.51
12. Welfare of Scheduled Castes, Scheduled Tribes and Other Backward Classes	464.56	701.37	559.87	1,158.12
13. Social Welfare and Nutrition	2,634.83	3,178.16	2,463.29	1,843.05
14. Others	400.46	788.39	346.41	646.37
<b>Total State Development Schemes (Central Assistance)</b>	<b>21,767.96</b>	<b>30,209.52</b>	<b>23,920.61</b>	<b>27,144.40</b>
<b>Central Sector Schemes</b>				
1. Agriculture and Allied Activities	-0.01	...	...	...
2. Rural Development	48.96	94.00	20.00	...
3. Special Areas Programme	...	...	...	...
4. Irrigation and Flood Control	...	...	...	...
5. Energy	58.50	...	...	...
6. Industry and Minerals	0.48	5.09	...	3.30
7. Transport	398.45	500.00	204.75	500.00
8. Science Technology and Environment	...	...	...	...
9. Education, Sports, Art and Culture	3.49	50.53	109.31	4.60
10. Health and Family Welfare	...	60.00	...	...
11. Water Supply, Sanitation, Housing and Urban Development	...	...	...	...
12. Welfare of Scheduled Castes, Scheduled Tribes and Other Backward Classes	...	...	...	...
13. Social Welfare and Nutrition	2,051.40	3,687.00	24.00	3,609.00
14. Others	5.00	63.00	61.08	117.40
<b>Total Central Sector Schemes</b>	<b>2,566.27</b>	<b>4,459.62</b>	<b>419.14</b>	<b>4,234.30</b>

\*Exclusive of Outlay to be met by Autonomous Bodies in the Power Sector out of their Net Internal Resources

Budget at a Glance

**Statement - IX****Resources Transferred to State by the Union Government***(Rupees in Crore)*

	2019-2020 Actuals	2020-2021 Budget	2020-2021 Revised	2021-2022 Budget
<b>A. State's Share of Union Taxes and Duties</b>	48,048.40	65,835.00	44,737.01	50,070.29
<b>B. Grants and Loans from Government of India</b>				
i. Centrally Sponsored Schemes				
Grants	16,644.96	21,114.25	17,803.66	21,705.44
Loans	...	...	...	...
Total:-	16,644.96	21,114.25	17,803.66	21,705.44
ii. Finance Commission Grants				
Grants	6,025.13	7,137.38	12,560.00	24,314.06
Loans	...	...	...	...
Total:-	6,025.13	7,137.38	12,560.00	24,314.06
iii. Other Transfer/Grants to States (including Central Sector Schemes)				
Grants	8,300.24	10,238.37	8,517.43	10,564.00
Loans	2,017.05	2,924.00	6,176.00	10,067.40
Total:-	10,317.28	13,162.37	14,693.43	20,631.40
<b>Total - Grants and Loans</b>	<b>33,000.59</b>	<b>41,414.00</b>	<b>45,057.09</b>	<b>66,650.90</b>
Grants	30,983.54	38,490.00	38,881.09	56,583.50
Loans	2,017.05	2,924.00	6,176.00	10,067.40

Budget at a Glance

## Statement - X

### Statement of Gross Expenditure and Net Amount of Expenditure During 2021-2022

(Rupees in Thousand)

Sl. No	Demand / Serial	Name of the Department	Gross Expenditure			Deduct - Recoveries	Net Expenditure
			* Voted	Charged	Total		
1.	04	Agricultural Marketing	391,94,18	...	391,94,18	-1,30	391,92,88
2.	05	Agriculture	9125,01,16	...	9125,01,16	-1,58	9124,99,58
3.	06	Animal Resources Development	1221,45,38	...	1221,45,38	-1,92	1221,43,46
4.	07	Backward Classes Welfare	2169,73,16	2,05,48	2171,78,64	-79	2171,77,85
5.	61	Chief Minister's Office	7,72,97	...	7,72,97	-4	7,72,93
6.	10	Consumer Affairs	114,14,81	...	114,14,81	-26	114,14,55
7.	08	Cooperation	515,65,78	2,74,22	518,40,00	-17	518,39,83
8.	33	Correctional Administration	337,35,07	...	337,35,07	-87	337,34,20
9.	03	Council of Ministers [Home (C & E)]	44,74,79	...	44,74,79	...	44,74,79
10.	73	Disaster Management and Civil Defence	3955,00,16	...	3955,00,16	-1849,50,32	2105,49,84
11.	16	Environment	97,45,98	...	97,45,98	-9	97,45,89
12.	18	Finance	24117,46,91	63863,67,27	87981,14,18	-14,00,87	87967,13,31
13.	19	Fire & Emergency Services	435,33,50	...	435,33,50	-25	435,33,25
14.	20	Fisheries	476,28,96	10,30,00	486,58,96	-60,00,51	426,58,45
15.	21	Food & Supplies	12292,94,66	50,00	12293,44,66	-27,94	12293,16,72
16.	22	Food Processing Industries and Horticulture	220,89,67	...	220,89,67	-1,14	220,88,53
17.	23	Forests	925,59,89	...	925,59,89	-24,01,08	901,58,81
18.	02	Governor's Secretariat	...	17,25,30	17,25,30	-13	17,25,17
19.	24	Health & Family Welfare	16388,62,41	...	16388,62,41	-20,24,01	16368,38,40
20.	70	Higher Education	5143,06,14	...	5143,06,14	-1,51	5143,04,63
21.	68	Home and Hill Affairs	11945,42,94	4,85,00	11950,27,94	-11,37,87	11938,90,07
22.	28	Housing	270,13,32	18,20	270,31,52	-78	270,30,74
23.	75	Industry Commerce and Enterprises	1291,91,60	...	1291,91,60	-45	1291,91,15
24.	30	Information & Cultural Affairs	805,60,59	...	805,60,59	-77,14	804,83,45
25.	31	Information Technology & Electronics	183,51,24	...	183,51,24	-2	183,51,22
26.	32	Irrigation & Waterways	3646,63,74	39,40	3647,03,14	-39	3647,02,75
27.	34	Judicial	864,54,21	298,41,41	1162,95,62	-4,17	1162,91,45
28.	35	Labour	1100,17,49	...	1100,17,49	-7,01,69	1093,15,80
29.	69	Land & Land Reforms and Refugee Relief & Rehabilitation	1402,50,40	15,01,30	1417,51,70	-23,68	1417,28,02
30.	37	Law	16,59,91	...	16,59,91	-2	16,59,89
31.	01	Legislative Assembly Secretariat	88,21,09	40,59	88,61,68	-6	88,61,62
32.	14	Mass Education Extension & Library Services	381,56,23	...	381,56,23	-20,02	381,36,21
33.	11	Micro, Small & Medium Enterprises and Textiles	1213,40,85	11,40,00	1224,80,85	-80,03,56	1144,77,29
34.	38	Minority Affairs & Madrasah Education	4779,81,81	...	4779,81,81	-2,00,21	4777,81,60
35.	78	Non-Conventional and Renewable Energy Sources	74,30,56	...	74,30,56	...	74,30,56

Budget at a Glance

## Statement - X

### Statement of Gross Expenditure and Net Amount of Expenditure During 2021-2022

(Rupees in Thousand)

Sl. No	Demand / Serial	Name of the Department	Gross Expenditure			Deduct - Recoveries	Net Expenditure
			* Voted	Charged	Total		
36.	62	North Bengal Development	826,50,82	...	826,50,82	-50,00,03	776,50,79
37.	40	Panchayats & Rural Development	23980,27,83	8,00,05	23988,27,88	-5,01,20	23983,26,68
38.	41	Parliamentary Affairs	19,64,93	...	19,64,93	-2	19,64,91
39.	58	Paschimanchal Unnayan Affairs	672,21,12	...	672,21,12	-15	672,20,97
40.	42	Personnel & Administrative Reforms	273,14,70	65	273,15,35	-24	273,15,11
41.	71	Planning & Statistics	401,11,11	...	401,11,11	-23	401,10,88
42.	43	Power	2558,53,46	40,00,00	2598,53,46	-8	2598,53,38
43.	77	Programme Monitoring	4,51,34	...	4,51,34	...	4,51,34
44.	79	Public Enterprises and Industrial Reconstruction	71,07,22	...	71,07,22	-1	71,07,21
45.	45	Public Health Engineering	3580,56,88	...	3580,56,88	-1,00,09	3579,56,79
46.	25	Public Works	7368,57,18	9,80,30	7378,37,48	-995,14,31	6383,23,17
47.	15	School Education	35335,54,34	...	35335,54,34	-164,87,53	35170,66,81
48.	76	Science & Technology and Bio-Technology	70,11,07	...	70,11,07	-10	70,10,97
49.	59	Self-Help Group & Self-Employment	712,86,99	...	712,86,99	-1,16	712,85,83
50.	50	Sunderban Affairs	573,53,15	...	573,53,15	-5	573,53,10
51.	51	Technical Education, Training & Skill Development	1284,80,22	...	1284,80,22	-41	1284,79,81
52.	52	Tourism	467,37,75	...	467,37,75	-10,00,18	457,37,57
53.	53	Transport	1902,04,95	...	1902,04,95	-164,99,55	1737,05,40
54.	65	Tribal Development	1069,38,06	...	1069,38,06	-1,00,06	1068,38,00
55.	72	Urban Development and Municipal Affairs	12464,40,84	...	12464,40,84	-18,19,21	12446,21,63
56.	55	Water Resources Investigation & Development	1467,53,74	...	1467,53,74	-25,02	1467,28,72
57.	74	Women & Child Development and Social Welfare	16044,43,63	3,00,00	16047,43,63	-1,44,98	16045,98,65
58.	49	Youth Services and Sports	727,97,42	...	727,97,42	-57	727,96,85
<b>Total :</b>			<b>217921,00,31</b>	<b>64287,99,17</b>	<b>282208,99,48</b>	<b>-3481,80,02</b>	<b>278727,19,46</b>
<b>Ways &amp; Means Advances :</b>			<b>...</b>	<b>30000,00,00</b>	<b>30000,00,00</b>	<b>...</b>	<b>30000,00,00</b>
<b>Grand Total :</b>			<b>217921,00,31</b>	<b>94287,99,17</b>	<b>312208,99,48</b>	<b>-3481,80,02</b>	<b>308727,19,46</b>
<b>Revenue :</b>			<b>182886,98,96</b>	<b>33228,88,80</b>	<b>216115,87,76</b>	<b>-2679,36,28</b>	<b>213436,51,48</b>
<b>Capital :</b>			<b>33560,18,39</b>	<b>16,45,40</b>	<b>33576,63,79</b>	<b>-802,43,74</b>	<b>32774,20,05</b>
<b>Loan :</b>			<b>1473,82,96</b>	<b>61042,64,97</b>	<b>62516,47,93</b>	<b>...</b>	<b>62516,47,93</b>

\* to be voted by the legislature

Budget at a Glance



## Statement - XI

### Department Wise Budget Estimate 2021-22 (NET)

(Rupees in Crore)

Sl. No	Demand / Serial	Name of the Department	Administrative Expenditure	State Development Schemes (including Central Assistance)	Central Sector Schemes	Total Budget
1.	04	Agricultural Marketing	23.73	368.20	...	391.93
2.	05	Agriculture	767.80	8,356.90	0.30	9,125.00
3.	06	Animal Resources Development	638.97	582.46	...	1,221.43
4.	07	Backward Classes Welfare	225.75	1,946.03	...	2,171.78
5.	61	Chief Minister's Office	7.73	...	...	7.73
6.	10	Consumer Affairs	70.04	44.10	...	114.14
7.	08	Cooperation	211.60	306.80	...	518.40
8.	33	Correctional Administration	284.34	53.00	...	337.34
9.	03	Council of Ministers [Home (C & E)]	44.74	...	...	44.74
10.	73	Disaster Management and Civil Defence	1,874.50	231.00	...	2,105.50
11.	16	Environment	13.46	84.00	...	97.46
12.	18	Finance *	86,310.57	1,656.56	...	87,967.13
13.	19	Fire & Emergency Services	293.58	141.75	...	435.33
14.	20	Fisheries	67.68	358.90	...	426.58
15.	21	Food & Supplies	464.17	8,329.00	3,500.00	12,293.17
16.	22	Food Processing Industries and Horticulture	25.89	195.00	...	220.89
17.	23	Forests	487.34	414.24	...	901.58
18.	02	Governor's Secretariat	17.25	...	...	17.25
19.	24	Health & Family Welfare	7,500.38	8,868.00	...	16,368.38
20.	70	Higher Education	4,151.05	992.00	...	5,143.05
21.	68	Home and Hill Affairs	10,512.15	1,238.75	188.00	11,938.90
22.	28	Housing	99.16	171.15	...	270.31
23.	75	Industry Commerce and Enterprises	87.91	1,204.00	...	1,291.91
24.	30	Information & Cultural Affairs	201.08	603.75	...	804.83
25.	31	Information Technology & Electronics	2.51	181.00	...	183.51
26.	32	Irrigation & Waterways	596.72	3,050.31	...	3,647.03
27.	34	Judicial	973.91	189.00	...	1,162.91
28.	35	Labour	642.66	450.50	...	1,093.16
29.	69	Land & Land Reforms and Refugee Relief & Rehabilitation	1,125.68	291.60	...	1,417.28
30.	37	Law	16.60	...	...	16.60
31.	01	Legislative Assembly Secretariat	67.62	21.00	...	88.62
32.	14	Mass Education Extension & Library Services	276.36	105.00	...	381.36
33.	11	Micro, Small & Medium Enterprises and Textiles	211.97	929.80	3.00	1,144.77
34.	38	Minority Affairs & Madrasah Education	889.82	3,888.00	...	4,777.82

Budget at a Glance

## Statement - XI

### Department Wise Budget Estimate 2021-22 (NET)

(Rupees in Crore)

Sl. No	Demand / Serial	Name of the Department	Administrative Expenditure	State Development Schemes (including Central Assistance)	Central Sector Schemes	Total Budget
35.	78	Non-Conventional and Renewable Energy Sources	6.59	67.72	...	74.31
36.	62	North Bengal Development	16.81	759.70	...	776.51
37.	40	Panchayats & Rural Development	1,818.85	22,164.42	...	23,983.27
38.	41	Parliamentary Affairs	3.72	15.93	...	19.65
39.	58	Paschimanchal Unnayan Affairs	8.81	663.40	...	672.21
40.	42	Personnel & Administrative Reforms	71.34	201.82	...	273.16
41.	71	Planning & Statistics	107.11	294.00	...	401.11
42.	43	Power	650.26	1,948.27	...	2,598.53
43.	77	Programme Monitoring	1.86	2.65	...	4.51
44.	79	Public Enterprises and Industrial Reconstruction	32.64	38.43	...	71.07
45.	45	Public Health Engineering	583.27	2,996.30	...	3,579.57
46.	25	Public Works	1,631.23	4,252.00	500.00	6,383.23
47.	15	School Education	25,982.78	9,187.88	...	35,170.66
48.	76	Science & Technology and Bio-Technology	8.63	61.48	...	70.11
49.	59	Self-Help Group & Self-Employment	17.36	695.50	...	712.86
50.	50	Sunderban Affairs	27.53	546.00	...	573.53
51.	51	Technical Education, Training & Skill Development	330.80	911.00	43.00	1,284.80
52.	52	Tourism	21.38	436.00	...	457.38
53.	53	Transport	702.80	1,034.25	...	1,737.05
54.	65	Tribal Development	49.23	1,019.15	...	1,068.38
55.	72	Urban Development and Municipal Affairs	3,679.01	8,767.21	...	12,446.22
56.	55	Water Resources Investigation & Development	485.09	982.20	...	1,467.29
57.	74	Women & Child Development and Social Welfare	221.11	15,824.88	...	16,045.99
58.	49	Youth Services and Sports	65.47	662.50	...	727.97
<b>Total :</b>			<b>1,55,708.40</b>	<b>1,18,784.49</b>	<b>4,234.30</b>	<b>2,78,727.19</b>
<b>Ways &amp; Means Advances :</b>			<b>30,000.00</b>	...	...	<b>30,000.00</b>
<b>Grand Total :</b>			<b>1,85,708.41</b>	<b>1,18,784.48</b>	<b>4,234.30</b>	<b>3,08,727.19</b>

\* Excluding Ways & Means Advances and including :

i) Debt Servicing Charges	63,617.53	...	...	63,617.53
ii) Pension Payments	21,262.68	...	...	21,262.68

### Budget at a Glance

## Statement - XII

### Key Indicators

(Rupees in Crore)

	2019-2020 Actuals	2020-2021 Budget	2020-2021 Revised	2021-2022 Budget
<b>A. Revenue Surplus (+) / Deficit (-)</b>	-19660.91	0.00	-34345.02	-26755.25
<b>B. Fiscal Deficit</b>	36831.05	31483.00	52350.01	60863.96
<b>C. Budget Surplus(+)/ Deficit(-)[including Opening Balance]</b>	-20.08	-8.00	-3.00	-7.00
<b>D. Outstanding Debt.[including P.F., Reserve Fund &amp; Deposits]</b>	433475.00	474831.11	481398.85	535833.81
<b>E. Loan Repayment</b>				
<b>Principal</b>				
<i>i. Repayment to Central Govt. (including Small Savings)</i>	7,471.05	7,400.16	7,477.48	7,487.66
<i>ii. Repayment of Other Institutional Loans (including Market Loan)</i>	17,082.17	10,888.84	10,849.98	23,554.99
<b>Total : Principal</b>	24,553.22	18,289.00	18,327.46	31,042.65
<b>Interest</b>				
<i>i. Payment to Central Govt.</i>	7,218.22	6,629.90	6,627.00	5,949.15
<i>ii. Payment to Other Institutions, for P.F. and Other Deposits</i>	24,449.50	26,128.44	26,966.27	26,708.67
<b>Total : Interest</b>	31,667.72	32,758.34	33,593.27	32,657.82
<b>Total : E. Loan Repayment</b>	<b>56,220.94</b>	<b>51,047.34</b>	<b>51,920.73</b>	<b>63,700.47</b>
<b>F. Total Salaries (including Salary Grant and Wages)</b>	48,566.55	52,904.52	57,672.72	59169.28
<b>G. Pension and Other Retirement Benefits</b>	17,462.47	20,844.05	19,623.15	21262.68
<b>H. Subsidy</b>	7,832.65	9,480.47	12,232.30	10955.27

Difference of 0.01 in the Statements, if any, is due to rounding off.

### Budget at a Glance