



GOVERNMENT OF MANIPUR

**MANIPUR BUDGET
AT
A GLANCE**

FOR

2023-24

(AS LAID BEFORE THE LEGISLATIVE ASSEMBLY)

FEBRUARY, 2023

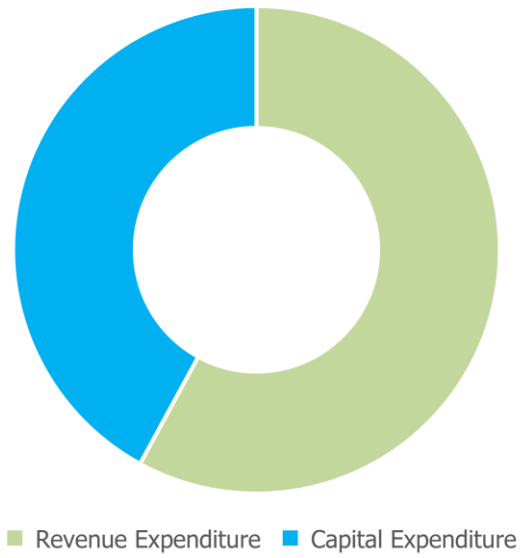
CONTENTS

TABLES	PAGES
1. Consolidated Statement of Receipts and Expenditure	1
CHARTS	
1. Composition of Expenditure, 2023-24 (BE)	2
2. Trends of Expenditure	2
3. Composition of Revenue Receipts, 2023-24 (BE)	3
4. Trends of Revenue Receipts	3
5. Composition of Revenue Expenditure, 2023-24 (BE)	4
6. Trends of Revenue Expenditure	4
7. Trends of Capital Outlay	5

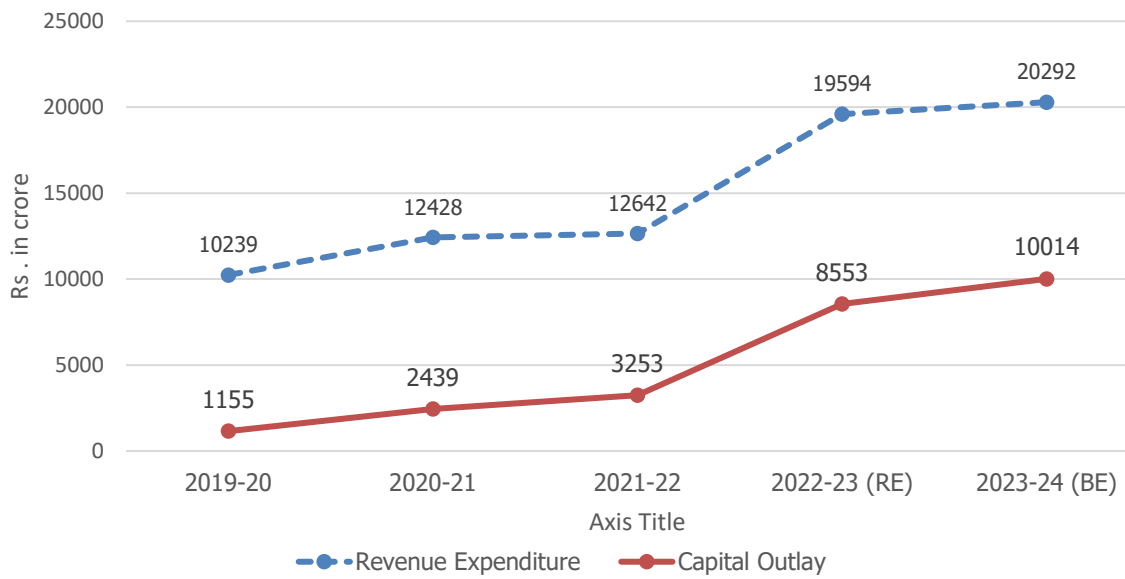
CONSOLIDATED STATEMENT ON RECEIPTS AND EXPENDITURE**(Rs in crore)**

	2021-22		2022-23		2023-24
	RE	Actual	BE	RE	BE
1. REVENUE RECEIPTS (1.1 TO 1.4)	21196.82	14091.00	24447.86	25600.77	27547.53
1.1 State's own Tax Revenue	1900.63	1649.15	2400.00	2500.00	3200.00
1.2 Share in Central Taxes & Duties	5328.85	6009.65	5847.20	6795.08	7313.57
1.3 State's own non-tax revenue	145.09	107.48	400.00	250.00	400.00
1.4 Grants from Centre	13822.25	6324.72	15800.66	16055.69	16633.96
of which					
a. Revenue Deficit Grant	2524.00	2524.00	2310.00	2310.00	2104.00
b. Grants for Local Bodies(FC)	239.00	108.37	246.00	246.00	254.00
c. Grants for SDRF (FC)	42.00	42.00	44.00	44.00	47.00
b. Grants for CSS/CPS/NEC/NLCPR	11017.25	3650.35	13200.66	13455.69	14228.96
2. REVENUE EXPENDITURE of which	17162.70	12642.15	17914.40	19593.71	20292.49
2.1 Salary	5353.69	4582.94	5593.93	5577.83	6290.03
2.2 Pensions	2588.32	2439.17	2351.00	3188.97	2537.00
2.3 Interest Payment	895.00	690.80	964.00	881.18	944.27
3. CAPITAL RECEIPTS	8928.30	12651.76	9252.30	9836.30	6583.89
3.1 Open Market borrowings (Gross)	1476.00	1476.96	1800.00	1484.00	1400.00
3.2 Negotiated Loans	300.00	150.14	300.00	200.00	300.00
3.3 Loans against Small Savings					
3.4 Recovery of Loans & Advances	3.79	2.39	3.79	3.79	3.79
3.5 Ways & Means Advance from RBI	7268.41	10741.47	7268.41	7268.41	4000.00
3.6 Others loans		29.94			
3.7 Loans and Advances from the Central Government	--	253.86	--	1000.00	1000.00
3.8 Public Account(Net)	(-1119.90)	(-3.00)	(-1119.90)	(-1119.90)	(-1119.90)
of which					
a. Provident Fund(Net)	(-20.40)	4.57	(-20.40)	(-20.40)	(-20.40)
b. Reserve Fund (Net)	--	(-14.73)	--	--	--
c. Deposits & Advances(Net)	(-100.00)	61.81	(-100.00)	(-100.00)	(-100.00)
d. Suspense & Miscellaneous (Net)		(-12.83)	--	--	--
e. Remittances(Net)		(-41.52)	--	--	--
f. Others(Net)	0.50	(-0.30)	0.50	0.50	0.50
4. CAPITAL EXPENDITURE(4.1 TO 4.4)	15384.89	14156.71	17016.03	16288.72	14729.72
4.1 Capital Outlay	7796.92	3252.79	9272.52	8552.55	10013.79
4.2 Lending	2.10	1.63	13.20	8.07	5.25
4.3 Discharge of Internal Debt	7543.55	10862.01	7688.57	7688.57	4671.15
of which Market Borrowings	150.00	258.14	275.00	275.00	550.00
4.4 Repayment of Loans to Centre	42.32	40.28	41.74	39.52	39.52
A. TOTAL RECEIPTS (1+3)	30125.12	26742.76	33700.16	35437.07	34131.42
B. TOTAL EXPENDITURE(2+4)	32547.59	26798.86	34930.43	35882.43	35022.21
C. OVERALL SURPLUS(+)/DEFICIT(-)(A-B)	(-2422.47)	(-56.10)	(-1230.27)	(-445.36)	(-890.79)
D. OPENING BALANCE	(-93.14)	53.67	(-2368.79)	(-2.43)	(-447.78)
E. CLOSING BALANCE(C+D)	(-2515.61)	(-2.43)	(-3599.06)	(-447.78)	(-1338.56)
F. REVENUE SURPLUS(+)/DEFICIT(-)(1-2)	4034.12	1448.85	6533.46	6007.06	7255.04
G. GROSS FISCAL DEFICIT	(-3761.11)	(-1803.18)	(-2748.47)	(-2549.77)	(-2760.21)
(1+3.4)-(4.1 TO 4.2+2)					
H. PRIMARY SURPLUS(+)/DEFICIT(-)	(-2866.11)	(-1112.38)	(-1784.47)	(-1668.59)	(-1815.94)
(G-Interest Payments)					
I. Outstanding Fiscal Liabilities	14521.79	15353.46	16039.49	16158.80	18027.73
1. Internal Debt	9931.51	9967.15	11611.35	11230.99	12259.84
2. Loans and Advances from GOI	528.77	784.66	487.03	1745.14	2705.62
3. Public Account Liabilities	4061.51	4601.65	3941.11	3182.67	3062.27
GSDP	37760.00	33881.00	42301.00	37043.00	45145.00
Revenue Surplus as % of GSDP	10.68	4.28	15.45	16.22	16.07
Fiscal Deficit as % of GSDP	(-9.96)	(-5.32)	(-6.50)	(-6.88)	(-6.11)
Outstanding Fiscal Liabilities as % of GSDP	38.46	45.32	37.92	43.62	39.93

Revenue Expenditure to Capital Expenditure for 2023-24(BE)

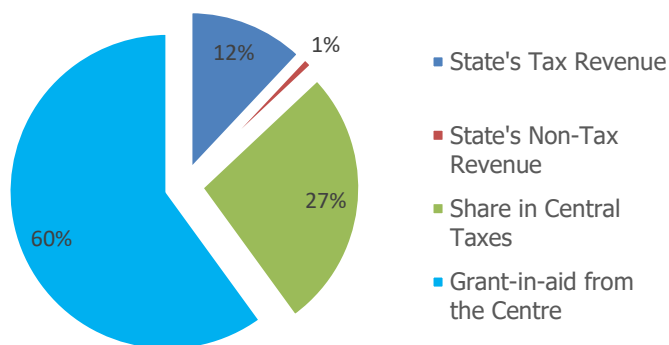


Trend of Revenue Expenditure and Capital Outlay (Rs. in Crore)



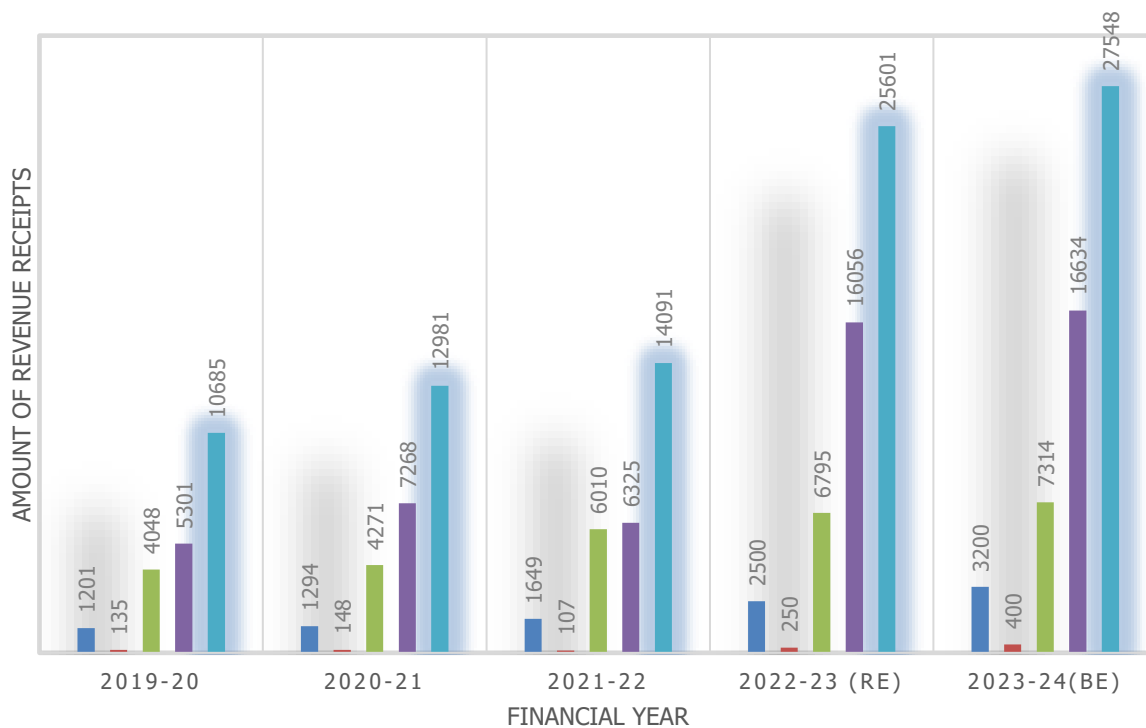
Composition of Revenue Receipts for BE 2023-24

State's Tax Revenue	3200
State's Non-Tax Revenue	400
Share in Central Taxes	7314
Grant-in-aid from the Centre	16634
Total:	27548

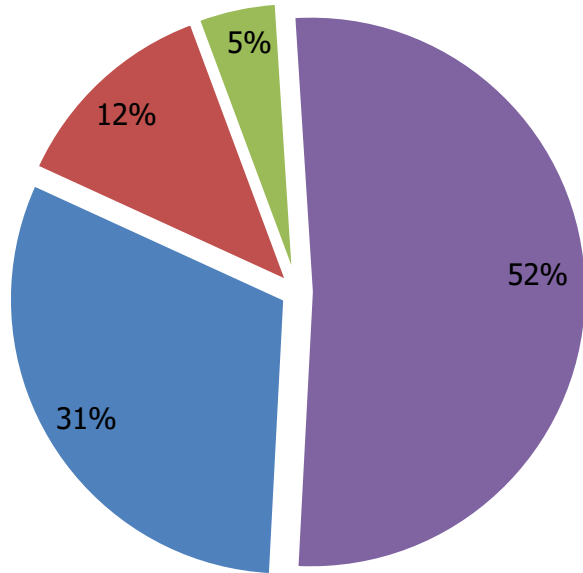


TRENDS OF REVENUE RECEIPTS(RS. IN CRORE)

■ SOTR ■ SONTR ■ Share in Central Taxes ■ GIA ■ Total:



Composition of Revenue Expenditure.
2023-24 (BE)



	Amt in crore)
Salary	6290
Pension	2537
Interest Payment	944
Others	10521
Total	20292

■ Salary ■ Pension ■ Interest Payment ■ Others

Trends in Revenue Expenditure (Rs. in Crore)

